




# Disaster Survival Guide

2026 Edition

# Preparing for Disasters



Keep these essential items in your bucket in a safe and accessible location.

- |  |  |
|--|--|
| <input type="checkbox"/> BATTERIES                   | <input type="checkbox"/> PHOTOS OF FAMILY MEMBERS AND PETS   |
| <input type="checkbox"/> BATTERY POWERED AM/FM RADIO | <input type="checkbox"/> POCKET KNIFE  |
| <input type="checkbox"/> BLANKET                     | <input type="checkbox"/> PORTABLE PHONE CHARGER  |
| <input type="checkbox"/> CAN OPENER                  | <input type="checkbox"/> PONCHOS   |
| <input type="checkbox"/> CASH                        | <input type="checkbox"/> ROPE/PARACORD   |
| <input type="checkbox"/> CHANGE OF CLOTHING          | <input type="checkbox"/> SOAP  |
| <input type="checkbox"/> DUCT TAPE                   | <input type="checkbox"/> SPECIAL FAMILY NEEDS (DIAPERS, FEMININE HYGIENE ITEMS, ETC.)  |
| <input type="checkbox"/> DUST MASK                   | <input type="checkbox"/> TARP  |
| <input type="checkbox"/> FIRST AID KIT               | <input type="checkbox"/> TOILET PAPER  |
| <input type="checkbox"/> FLASHLIGHT                  | <input type="checkbox"/> TOOTHBRUSH  |
| <input type="checkbox"/> GAMES AND TOYS              | <input type="checkbox"/> TOWEL   |
| <input type="checkbox"/> GLOVES                      | <input type="checkbox"/> WATER   |
| <input type="checkbox"/> HAND SANITIZER              | <input type="checkbox"/> WATERPROOF BAG WITH FAMILY DOCUMENTS INCLUDING DRIVER'S LICENSE, INSURANCE INFORMATION, OUT-OF-AREA CONTACT |
| <input type="checkbox"/> KEYS (HOME AND CAR)         | <input type="checkbox"/> WHISTLE   |
| <input type="checkbox"/> LARGE PLASTIC TRASH BAGS    |  |
| <input type="checkbox"/> LOCAL MAP                   |  |
| <input type="checkbox"/> MEDICATIONS                 |  |
| <input type="checkbox"/> NON-PERISHABLE FOOD         |  |
| <input type="checkbox"/> PERMANENT MARKER            |  |
| <input type="checkbox"/> PET SUPPLIES                |  |

Franklin County encourages citizens to put disaster supplies in a waterproof and durable five-gallon bucket. Keep these essential items in a bucket near an exit door in your home or in your vehicle.



## Watch vs. Warning

**Tropical Storm Watch:**  
Tropical storm conditions (sustained winds of 39 to 73 mph) are possible within the specified area within 48 hours.

**Hurricane Watch:**  
Hurricane conditions (sustained winds of 74 mph or higher) are possible somewhere within the specified area. Because hurricane preparedness activities become difficult once winds reach tropical storm force, the hurricane watch is issued 48 hours in advance of the anticipated onset of tropical storm force winds.

**Tornado Watch:**  
Tornadoes are possible in and near the watch area. Be ready to act quickly if a warning is issued or you suspect a tornado is approaching.

**Flood Watch:**  
A Flood Watch is issued when conditions are favorable for flooding. It does not mean flooding will occur, but it is possible.

**Tropical Storm Warning:**  
Tropical storm conditions (sustained winds of 39 to 73 mph) are expected within the specified area within 36 hours.

**Hurricane Warning:**  
Hurricane conditions (sustained winds of 74 mph or higher) are expected somewhere within the specified area. Because hurricane preparedness activities become difficult once winds reach tropical storm force, the hurricane warning is issued 36 hours in advance of the anticipated onset of tropical storm force winds.

**Tornado Warning:**  
A tornado has been sighted or indicated by weather radar. Proceed to a safe room immediately.

**Flood Warning:**  
A Flood Warning is issued when flooding is imminent or occurring.

**Flash Flood Warning:**  
A Flash Flood Warning is issued when a flash flood is imminent or occurring. If you are in a flood-prone area, move immediately to high ground. A flash flood is a sudden violent flood that can take minutes or hours to develop.

# Preparing for Disasters

## Insurance

It is essential to recognize that insurance policies vary in their coverage and benefits. To ensure adequate protection and explore potential premium discounts for home improvements, it is advisable to review your policy or consult with your insurance agent. For additional insights on insurance policies, valuable information can be found at the Insurance Information Institute's website: [iii.org](http://www.iii.org).

## Questions to Consider Regarding Your Policy

- 1.) What is my standard deductible?
- 2.) What is my hurricane deductible?
- 3.) Do I need flood insurance?
- 4.) Do I have enough coverage to replace my home and belongings?
- 5.) Do I have loss-of-use coverage for temporary housing expenses?

## Questions Renters Need to Ask

- 1.) Do I know my rental property's risk of flood or storm surge?
- 2.) Do I know my evacuation zone?
- 3.) Do I need flood insurance and renter's insurance to cover damage to my personal property?
- 4.) Will my landlord protect the windows in a storm? If not, where would I go during a hurricane?



## Flood Insurance

Most homeowner insurance policies typically exclude coverage for damages caused by flooding. Homeowners residing in flood-prone areas are mandated by their mortgage providers to possess flood insurance. It's advisable for homeowners outside flood zones to contemplate acquiring this supplementary coverage, as flooding can occur in any region with rainfall. To avoid untimely complications, it is recommended not to delay the purchase of flood insurance. It is worth noting that there is commonly a 30-day waiting period before a flood insurance policy becomes active.

## Insurance Helpline

The Florida Department of Financial Services offers a toll-free Insurance Consumer Helpline throughout the year to aid insurance consumers in Florida. Trained Insurance Specialists are on hand to address inquiries and issues related to insurance coverage, advocating on behalf of consumers to resolve disputes with insurance providers. Consumers can reach an Insurance Specialist by dialing **1-877-MY-FL-CFO (693-5236)** toll-free, available Monday through Friday from 8 a.m. to 5 p.m.

For further guidance on preparing for natural disasters, individuals can access resources on disaster preparedness by visiting the Department of Financial Services' website at [MyFloridaCFO.com/Division/Consumers](http://MyFloridaCFO.com/Division/Consumers) and selecting the Disaster Preparedness section.

# Preparing for Disasters



## County Programs

### Alert Franklin

Alert Franklin serves as a mass notification system enabling Franklin County Emergency Management and the National Weather Service to disseminate warning messages via phone or email. To enroll, visit the Franklin County Emergency Management website and complete the sign-up process. Ensure to review your subscriptions to receive alerts accordingly.

### Special Needs Registry

House Bill 7121 defines special needs as requiring assistance during evacuations due to physical, mental, cognitive, or sensory disabilities. Local emergency management agencies must maintain registries of persons with special needs. Special needs shelters cater to those needing more help than general shelters provide, offering care for individuals who cannot stay at home during emergencies. These shelters aim to sustain individuals' health levels under emergency conditions. Eligibility includes those with special medical needs or impairments beyond basic first aid. While some with disabilities can use general shelters, those needing specialized care should pre-register for special needs shelters. Shelters' capabilities vary based on community needs and resources. If you or a loved one needs this service, you can apply online or at the Emergency Management office.

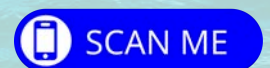
### Franklin County CERT

Are you interested in helping our community? If so, the Franklin County Community Emergency Response Team may be right for you. His team comprises dedicated volunteers who undergo training to support Franklin County Emergency Management in times of crises and events. New members undergo initial training and can further specialize in their preferred areas, including Emergency Operations Center (EOC) operations. Their roles encompass diverse tasks like handling supplies, conducting search and rescue operations, answering inquiries, and even providing morale-boosting activities such as baking cookies.

### Evacuation Transportation

If you are a resident of Franklin County and you currently do not have transportation, you may apply for transportation assistance in the event of a storm. During a hurricane or tropical storm that requires a mandatory evacuation of the county, Franklin County Emergency Management will provide transportation for residents to get to a shelter, all you need to do is apply online or come to our office.

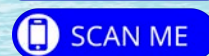
**Franklin County  
Emergency  
Management  
Website**



# Preparing for Disasters

## Evacuation Routes

It is crucial to be familiar with your evacuation routes and designated zone in advance of any potential disaster. Franklin County falls within a surge zone, indicating that evacuations could be mandated during hurricanes or tropical storms. Scan the QR code to access a map displaying your evacuation zone and routes.



## Sandbags

Sandbags can effectively divert stormwater and debris flow from properties and structures when appropriately filled, positioned, and monitored. It is important to note that while sandbags can redirect water, they are not designed to create a waterproof barrier. Therefore, residents should not depend solely on sandbags to protect their homes during significant flooding events, particularly rapid hurricane storm surge situations. It is advisable to carefully assess the flood severity to determine the suitability of sandbags as a protective measure.



### Filling

- Fill sandbags one-half full.
- Fold the top of sandbag down and rest the bag on its folded top.

### Placing

- Take care in stacking sandbags.
- Limit placement to three layers unless you have a building or wall to use as a backing.
- Position each sandbag into place, completing each layer before starting the next.

### Limitations

- Sandbags will not seal out water.
- Sandbags deteriorate when exposed to continued wetting and drying.
- Sandbags are for small water flow protection -up to two feet.
- Wet sandbags are very heavy. Use caution when lifting to avoid injury.

Sandbags are provided by Franklin County for flood events, with a restriction of 10 bags per household. These distribution points within the county will be supervised, and their availability will be maintained until authorities deem them unnecessary. For real-time updates on sandbag availability during emergencies, individuals can visit [www.franklinemergencymanagement.com](http://www.franklinemergencymanagement.com) or subscribe to Alert Franklin.

# Preparing for Disasters



## Planning for Pets During Disasters

Having a plan for you and your pets reduces stress during emergencies. If local officials ask you to evacuate, that means your pet need to evacuate as well. If you leave your pets behind, they may end up lost, injured or worse, this can be deemed animal neglect and/or animal cruelty.

### Things to include in your plan:

- **Have an evacuation plan for your pet.** Not all public shelters and hotels allow pets inside. Know a safe place where you can take your pets before disasters and emergencies happen.
- **Develop a buddy system.** Plan with neighbors, friends or relatives to make sure that someone is available to care for or evacuate your pets if you are unable to do so.
- **Have your pet microchipped.** Make sure to keep your address and phone number up-to-date and include contact information for an emergency contact outside of your immediate area.

### Considerations for Large Animals:

If you have pets such as horses, goats or pigs on your property, be sure to prepare before a disaster.

- Ensure all animals have identification.
- Evacuate animals early; plan primary and secondary routes.
- Provide vehicles, trailers, and experienced handlers for transport.
- Ensure destinations have food, water, veterinary care, and handling equipment.

### Pet Kits:

When preparing an emergency kit for your pet, focus on the essentials for survival, similar to your family's kit. Maintain two kits: a larger one for sheltering in place and a lightweight version for evacuation. Regularly check and refresh the contents. Include:

- **Food:** Several days' supply in an airtight, waterproof container.
- **Water:** A bowl and several days' supply of water.
- **Medicine:** An extra supply of regular medications in a waterproof container.
- **First aid kit:** Consult a veterinarian for appropriate items.
- **Collar, ID tag, harness, and leash:** Include backups and essential documents in waterproof storage.
- **Carrier:** A sturdy one for each pet.
- **Grooming items:** Shampoo and cleaning supplies.
- **Sanitation needs:** Pet litter, box, and cleaning supplies.
- **A picture of you and your pet:** For identification if separated.
- **Familiar items:** Toys, treats, or bedding to reduce stress.



Scan the QR Code for the  
Franklin County Pet  
Resource Guide



# Making a Decision



When a hurricane is approaching, will you remain in Franklin County or relocate to another area? Will you choose to shelter in place or evacuate? The following section will outline the necessary steps to take as a storm approaches and the decisions you will need to consider.

## 5-day Cone Actions

When the Big Bend area falls within the 5-day cone, it is imperative to activate your preparedness plan. A hurricane may be on a likely trajectory toward our region within five days.

- Review your family disaster plan thoroughly.
- Prepare your disaster supply kit and gather essential documents.
- Initiate preparations for your home and yard.
- If you or a family member have special needs, ensure that your plan is implemented and that they are registered for a special needs shelter.

## 3-day Cone Actions

As the storm approaches land, the accuracy of forecasts will improve, and residents are advised to enhance their preparedness through the following actions:

- Conduct a thorough review of your disaster supply kit and make any necessary purchases.
- Collect essential supplies tailored for children, seniors, and pets.
- Ensure you have all necessary materials and tools for securing windows.
- If you plan to evacuate, make the necessary arrangements, secure reservations, and pack your go kit.

## Hurricane Watch Actions

48 Hours Ahead:

- Prepare for a potential storm impact.
- Fill your vehicle's gas tank.
- Get cash and secure important documents.
- Refill medications.
- Fill containers and tubs with water, even if you are evacuating you may need the water when you return..
- Secure yard equipment and furniture.
- Shutter windows.
- Prepare your home for evacuation if needed.
- Ensure you have essentials in your disaster bucket for shelter travel.

## Hurricane Watch Actions

36 Hours Ahead:

- Prepare for the imminent possibility of an evacuation order being issued.
- Stay informed by monitoring local news and ensure your weather radio is operational.
- Finalize your preparations for evacuation or for sheltering in your home.

## When a Hurricane Strikes

It is essential to prepare for the impending storm prior to the onset of tropical-force winds. When hurricanes make landfall, they bring heavy rain, strong winds, storm surges, and turbulent waves, all of which can cause significant damage to buildings, trees, vehicles, and other structures.



# Making a Decision



## Evacuations

Franklin County officials can issue an order directing the evacuation of specific areas of the county deemed to be in danger.

### Voluntary

If a tropical storm is approaching or a hurricane is expected to affect Franklin County, the danger from storm surge may be high. Emergency managers may recommend residents in mobile homes or flood prone areas to evacuate to higher ground or a sturdier shelter.

### Plan to Stay If

- No evacuation order is in effect.
- Your home was built after 1973 under Florida's building code.
- You do not reside in a manufactured or mobile home.
- Your property is safe from storm surge and inland flooding.
- You have mitigated tree hazards by trimming/removing unhealthy trees.
- Hurricane shutters and garage door bracing reduce wind impact on your home.
- You have a disaster response plan for yourself, family, and pets.
- You prepared a disaster bucket with cash, food, water, and medications.
- A safe room has been identified in your home.

### Mandatory

The probability of storm surge is high and could be deadly for residents who don't leave. All residents should plan to evacuate to a safer location during a mandatory order.

### Plan to Go If

- An evacuation order has been issued.
- You live in a manufactured or mobile home.
- You live in a structure that was built prior to 1973 when Florida adopted a standard building code.
- Your home is vulnerable to storm surge or inland flooding.
- You can leave early enough to meet an estimated regional clearance time of 24 hours. (It is very dangerous to be on the highway during a storm.)

### Prior to Evacuating

- Keep a full tank of gas.
- Carry identification, insurance papers, and essential documents for each family member.
- Pack sufficient water, snacks, cash, and medications.
- Obey all special traffic signs and law enforcement orders.

Prepare for heavy traffic and evacuate early if in vulnerable areas, as access to gas stations, restaurants, and restrooms may be limited.



# Making a Decision



## Shelters

Franklin County lacks tropical weather shelters, as the entire area is classified as a surge zone. Should you choose to seek shelter, it will be necessary to travel to a neighboring county. Shelters should be considered only as a last resort.

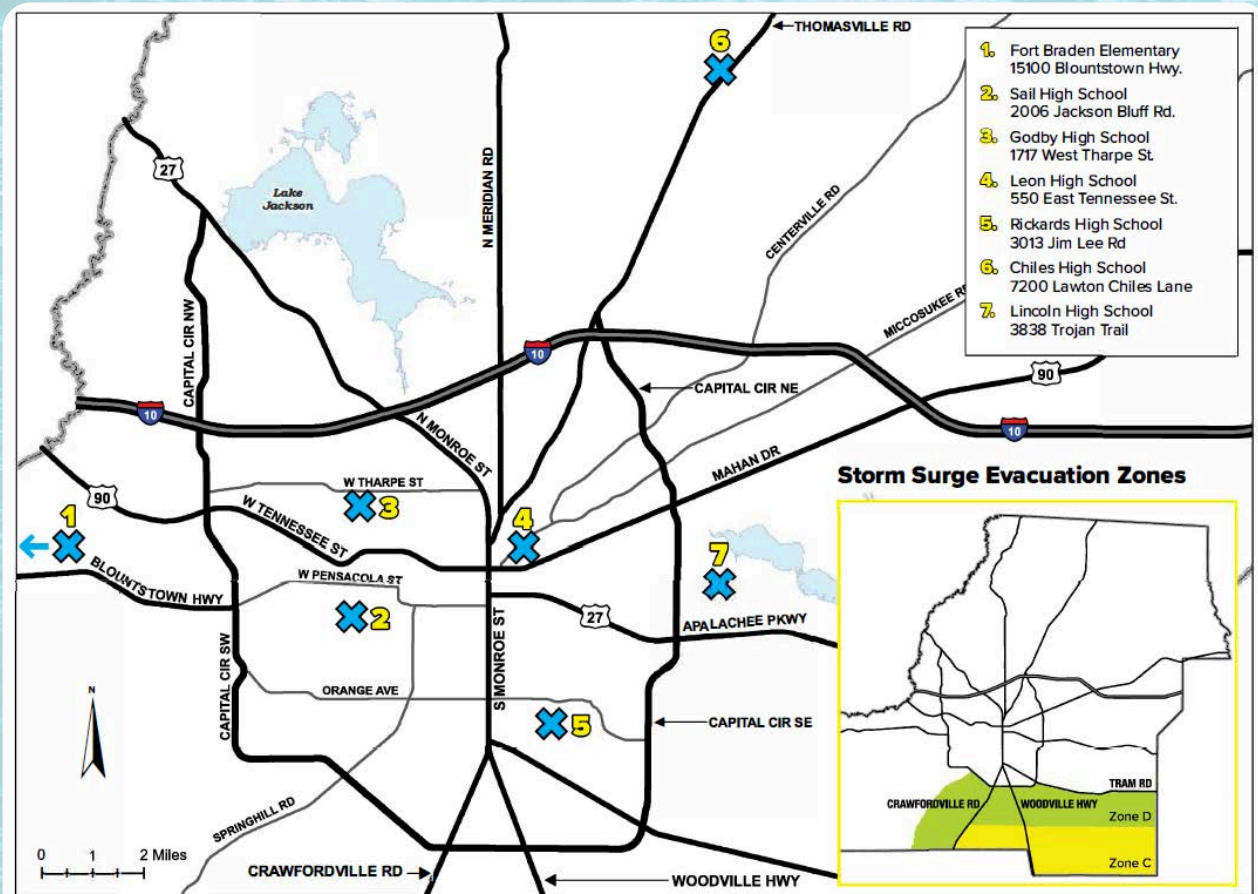
### If You Plan to Stay at a Shelter

Risk shelters typically provide basic necessities such as water, snacks, and a secure area to ensure your safety during a major storm. However, these shelters can be crowded and are not designed for comfort. If you plan to evacuate to a risk shelter during a disaster, it is essential to bring any items you might need, including but not limited to:

- Toiletries and diapers if you are accompanying young children.
- Prescription medications, identification, and any vital documents you consider necessary.
- Additional snacks, particularly if you have specific dietary requirements.
- Blankets, pillows, and/or sleeping bags, as accommodations at the shelter may be limited.
- Books, puzzles, or other forms of entertainment that do not require electricity.

Please note that if you wish to stay at a shelter with pets, not all shelters are pet-friendly. You will need to bring supplies for their care as well as a kennel or crate for their accommodation.

Below is a list of potential shelters that may be open in Leon County in the event of a storm.



Please note: Not every shelter will open for every disaster. Please check [LeonCountyFL.gov/ei](http://LeonCountyFL.gov/ei) or call (850) 606-3700 to learn about shelter openings.

# Aftermath & Recovery



## Power Outages

During a hurricane or tropical storm, severe winds, heavy rain, and flying debris can damage power lines and substations, resulting in power outages. To report an outage to Duke Energy, you can text "OUT" to 57801, submit a report online, or call (800) 228-8485. Avoid touching any downed power lines, as all such lines should be assumed to be energized. Please contact your utility provider to report any downed power lines.

## Generators

A generator can provide essential power for your appliances following a disaster; however, it also presents several hazards:

- **Carbon Monoxide:** Always operate generators outdoors and maintain a safe distance from windows and doors to prevent exposure to this lethal, colorless, and odorless gas. Never run a generator indoors, and consider installing a carbon monoxide detector in your home.
- **Fire:** Ensure the generator has cooled down before refueling and store flammable liquids away from any fuel-burning appliances.
- **Electrical Shock:** Be aware that electrical shock from a generator can be fatal.

Before using a generator, calculate the total wattage of all appliances and light fixtures you intend to connect. This total must remain below the generator's specified maximum power output to ensure safe operation.

## Food Safety

- **Two days:** The approximate time frozen items can be stored safely if you keep the freezer door shut.
- **Four hours:** If your refrigerator's power is out for longer than this time, move perishable foods into an ice-filled cooler.

## Water Impacts

If the drinking water supply is compromised by a disaster, a boil water notice will be issued, which means there's a possibility of contamination.

- **Boil:** Bring a pot of water to a rolling boil for 1 minute to kill bacteria, viruses, and parasites.

## Roads

After a storm, roads may be littered with debris and many routes may be flooded. Avoid unnecessary travel and, if you must venture out, always obey Road Closed signs. Never drive through standing water. Turn around, don't drown! Treat any intersection with non-working traffic signals as an "all way" stop. Be prepared to stop at every intersection.

## Sewer Outages

If a sewer outage is announced, DO NOT flush your toilet. Powered sewer lift stations may be down, which could cause a sewage back-up in your home.

### Emergency Toilets

Use a chemical toilet or create an emergency toilet by one of the following methods:

- **5-Gal bucket:** Line with heavy-duty trash bag and use household bleach as disinfectant. Make sure it has a tight lid.
- **Toilet bowl:** Turn off your outside water supply first and flush once to empty before lining with a trash bag.

# Aftermath & Recovery



## Help Those in Need

Once you and your family are safe, consider extending your assistance to friends who are particularly vulnerable and in need of support during their recovery. Recent hurricanes have affected senior citizens, resulting in a significant number of fatalities within this demographic. Whenever possible, offer your help to both senior citizens and friends facing financial constraints.

## Repairs

If your home or property requires repairs, it is essential to engage reputable and licensed professionals. Avoid any contractor or appraiser who claims they can adjust your insurance claim. You can verify a contractor's license and check for any complaints by contacting the Florida Department of Business and Professional Regulation at (850) 487-1395.

Additionally, please be aware that during a declared state of emergency, it is illegal to sell essential goods or services at inflated prices. If you suspect that a business or individual is engaging in price gouging, you may report this by calling the Attorney General's Office at 1-866-9-NO-SCAM (1-866-966-7226).



## Debris Removal

**Separating Your Debris**  
Debris should be placed curbside, without blocking the roadway or storm drains.

**NO PICKUP ZONE**  
Any debris placed from the sidewalk toward your property will not be picked up.

**DEBRIS SEPARATION**  
Separate debris into the six categories shown below.

**DO NOT STACK OR LEAN**  
Placing debris near or on trees, poles, or other structures makes removal difficult. This includes fire hydrants and meters.

**UNSURE WHERE TO PLACE DEBRIS?**  
If you don't have a sidewalk, ditch, or utility line in front of your house, place debris at the edge of your property before the curb.

**Normal Household Trash**  
Normal household trash and bagged debris of any kind will not be picked up with disaster debris. You should continue to follow your normal garbage removal schedule.

**VEGETATIVE DEBRIS**  
• Leaves (do not put in bags)  
• Logs  
• Plants  
• Tree branches

**CONSTRUCTION & DEMOLITION DEBRIS**  
• Building materials  
• Carpet  
• Drywall  
• Furniture  
• Lumber  
• Mattresses  
• Plumbing

**APPLIANCES & WHITE GOODS**  
• Air conditioners  
• Dishwashers  
• Freezers  
• Refrigerators  
• Stoves  
• Washers, dryers  
• Water heaters

**ELECTRONICS**  
• Computers  
• Radios  
• Stereos  
• Televisions  
• Other devices with a cord

**HOUSEHOLD HAZARDOUS WASTE**  
• Cleaning supplies  
• Batteries  
• Lawn chemicals  
• Oils  
• Oil-based paints and stains  
• Pesticides

During the recovery phase, eligible disaster-related debris will be collected from residential neighborhoods. Residents should place debris curbside and categorize it into the following groups: household trash, vegetative matter, construction debris, appliances/white goods, electronics, and household hazardous waste. It is important to refrain from bagging debris or placing it in containers. Depending on the severity of the event, multiple collection passes may be required to ensure that all debris is removed.

# All Hazards

## Tornadoes

Tornadoes can develop rapidly during thunderstorms at any time of the year, producing high-velocity winds and hazardous debris. In Florida, the average warning time before a tornado strikes is 12 minutes, leaving individuals with only moments to make critical life-or-death decisions.

It is essential to designate a safe room in your home, office, or frequently visited locations where you can take refuge during a tornado. Ideal safe room options include bathrooms, interior hallways, the center of a building, and ground-floor areas that are away from windows.

If you are unable to reach your designated safe room, adhere to the following guidelines:

- Move as far into a sturdy building as possible, away from doors and windows.
- Seek shelter on the lowest floor available.
- Utilize any materials at hand to shield yourself from flying or falling debris.

It is important to note that mobile homes are not safe during tornado conditions due to the violent winds associated with these storms. When tornadoes are forecasted, prioritize seeking shelter in a robust building to safeguard yourself from airborne debris.

Attempting to outrun a tornado in a vehicle is highly dangerous.

## Floods

Flooding poses a year-round threat. While some floods develop gradually, allowing forecasters to predict their occurrence days or even weeks in advance, flash floods can arise suddenly—sometimes without any preceding rainfall.

- Avoid driving through standing water and adhere to "road closed" signs. As little as one foot of water can cause vehicles to float. Remember: Turn Around, Don't Drown!
- Refrain from walking through floodwaters; just six inches of moving water can knock you down.
- Do not enter any room where electrical outlets or cords have been submerged.
- After a flood, stay clear of standing water and structures until authorities declare it safe. Standing water may contain toxins, chemicals, hazardous debris, and wildlife.

## Wildfires

Low humidity and high winds during periods of drought and freezing temperatures create conditions conducive to wildfires. Given the abundance of trees in Franklin County, the threat of wildfires remains a significant concern. One of the primary causes of these fires is the escape of yard waste from burn piles. It is essential to take a few moments to discuss with your family the actions you would take in the event of a fire in your neighborhood or home. Consider the following steps:

- Identify at least two escape routes from both your home and neighborhood.
- Conduct regular fire drills to ensure everyone is familiar with the evacuation procedures.
- If instructed, evacuate immediately.



# All Hazards



## Severe Thunderstorms

Thunderstorms are a frequent phenomenon in Florida, which experiences approximately 1.4 million lightning strikes annually—the highest in the nation for lightning-related fatalities. About 10 percent of thunderstorms reach severe levels, featuring winds of 58 mph or greater and hail measuring one inch or more. Every thunderstorm generates lightning, and if you hear thunder, it indicates that lightning is close enough to pose a risk. It is imperative to seek shelter indoors immediately and remain there for at least 30 minutes after the last clap of thunder before returning outside.

When thunder roars, remember to go indoors. If you find yourself indoors during a thunderstorm, avoid contact with anything that conducts electricity, such as corded phones, electrical appliances, computers, plumbing, and metal doors or windows. If you are caught outdoors during a thunderstorm, follow these safety guidelines:

- Move away from elevated areas.
- Avoid taking shelter under isolated trees or other tall objects.
- Keep a safe distance from water and metal objects.



## Hazardous Materials

Hazardous materials are an integral aspect of daily life. In the event of a chemical spill or the release of other hazardous substances, it is essential to follow a few basic steps to ensure your safety:

- Shelter in place if local authorities issue such a directive.
- Turn off the air conditioning and ventilation systems, and seal windows and doors to prevent outside air from entering. Utilizing plastic sheeting can effectively seal gaps around doors and windows.
- Remain indoors and await further instructions via local media and emergency notification systems.

## Pandemic

Infectious diseases can spread rapidly through human contact, as well as via animals, insects, or contaminated food. The Centers for Disease Control and Prevention serves as the primary agency responsible for alerting the public to pandemic health threats. Similarly, the Florida Department of Health may issue warnings and guidance. For more information, visit the CDC's website at [CDC.gov](https://www.cdc.gov) or the Florida Department of Health at [FloridaHealth.gov](https://www.floridahealth.gov).

Vaccines educate our immune systems to recognize and combat viruses effectively. Typically, it takes about two weeks post-vaccination for the body to develop sufficient immunity against the virus.

## Active Shooters

There may be no warning in the event of an active shooter situation. It is imperative to remain vigilant and aware of your surroundings. If you observe any suspicious activity, promptly report it to law enforcement. In the event of dangerous behavior, including a shooting or any other form of violence, evacuate the area as swiftly as possible while remaining alert for potential secondary threats. Once you have reached a secure location, call 9-1-1.

# Useful Contacts



**Franklin County  
Emergency Management**  
28 Airport Rd,  
Apalachicola  
(850) 653-8977  
[FranklinEmergencyManagment.com](http://FranklinEmergencyManagment.com)

**Franklin County Sheriff's  
Department**  
270 HWY 65, Eastpoint  
(850) 670-8500  
[FranklinSheriff.com](http://FranklinSheriff.com)

**Franklin County  
Department of Health**  
19 12th St, Apalachicola  
(850) 653-2111  
[Franklin.FloridaHealth.gov](http://Franklin.FloridaHealth.gov)

**City of Apalachicola**  
192 Coach Wagoner Blvd,  
Apalachicola  
(850) 653-9319  
[Cityofapalachicola.com](http://Cityofapalachicola.com)

**City of Carrabelle**  
1206 HWY 98 E, Carrabelle  
(850) 697-2727  
[Mycarrabelle.com](http://Mycarrabelle.com)

**George E. Weems  
Memorial Hospital**  
135 Ave G, Apalachicola  
(850) 653-8853  
[WeemsMemorial.com](http://WeemsMemorial.com)

**2-1-1 Big Bend  
Crisis Center**  
Dial 211  
(850) 617-6333  
[211BigBend.org](http://211BigBend.org)

**Capital Area Chapter of  
the American Red Cross**  
(850) 878-6080  
[RedCross.org/NorthFlorida](http://RedCross.org/NorthFlorida)

**5-1-1 Real Time  
Traffic Update**  
Dial 511  
[FL511.com](http://FL511.com)

