

# *Emergency Management*


## WEEKLY NEWSLETTER

EOC News

AUGUST 1ST, 2024

### *Getting Your Home Ready for a Storm*

The key precaution to minimize damage to your home and belongings is to secure areas vulnerable to wind infiltration. Recent research in wind technology emphasizes the significance of fortifying the exterior of your home to prevent large openings from forming due to wind and debris. Focus on safeguarding and strengthening these five crucial areas: **Roof, Straps, Windows, Doors, and Garage Doors**. Ensuring that your roof is in top



condition is paramount. Regular inspections and maintenance can help identify weak spots or loose shingles that may become hazards during high winds. Consider installing wind-resistant shingles and using roofing adhesives to provide additional security. Straps, also known as hurricane ties, are essential in connecting the roof to the walls of your house. These metal connectors help prevent the roof from lifting off during severe wind events. Make sure they are properly installed and maintained to enhance the structural integrity of your home. Windows are another critical area that requires attention. Impact-resistant windows or storm shutters can significantly reduce the risk of breakage from flying debris. In the absence of these, boarding up windows with plywood before a storm can provide a temporary but effective solution. Doors, particularly entry and patio doors, should be checked for robustness. Reinforce them with sturdy bolts and deadlocks. Consider upgrading to impact-resistant doors which provide better protection against high winds and debris. Garage doors are often the largest opening in a home and can be particularly susceptible to wind damage. Ensure that your garage door is wind-rated and consider installing a bracing kit to provide additional support. By focusing on these five key areas, you can greatly enhance the resilience of your home against wind damage. Additionally, it is wise to develop an emergency plan and keep essential supplies on hand to ensure safety and preparedness in the event of severe weather. Taking these steps not only protects your property but also ensures the safety and peace of mind for you and your loved ones.

Some additional steps to get your home ready for a storm; Clean gutters: Before storm season, clear out debris from gutters to ensure proper water drainage. Trim trees: Prune trees and shrubs to enhance their resilience during a storm and safeguard your home from potential debris. Prepare an emergency kit: Assemble a kit containing essentials that can sustain your family for 72 hours. Plan evacuation: Determine the evacuation procedure, timing, and necessary items to take with you. Install storm shutters: Fix shutters to your windows for quick deployment when a storm is imminent. Protect windows and doors: If storm shutters are unavailable, shield windows and doors with plywood. Secure loose items: Check and secure any loose objects that could become hazardous during a storm. Fill tubs and freeze water: Keep water stored in bathtubs to use in emergencies. Plan for pets: Ensure you have a plan in place to safely evacuate your pets. Other things you can do include: sandbagging, turning off utilities, having a battery-operated radio, and staying informed.

**Emergency Management Staff, Volunteers, & Stakeholders**  
*Shining a spotlight on the people who make this agency function.*



The Franklin County Board of Commissioners serves as the cornerstone of our esteemed county, enabling our community to pursue its objectives effectively. Their unwavering commitment to public service and dedication to enhancing our community are truly of note. Through fostering collaboration and inclusivity, they ensure that all voices are heard and all concerns are addressed. Under their stewardship, numerous initiatives have been implemented to promote sustainability, enrich educational opportunities, and enhance public health. Their focus on developing a resilient infrastructure and supporting local enterprises has significantly contributed to driving economic growth and prosperity. Looking ahead, we can trust that the Franklin County Board of Commissioners will lead the way, our community will continue to thrive, serving as a beacon of success for others to emulate.



**Prepping Your Yard before a Storm**



Preparing your landscape for the hurricane season in Florida to withstand heavy rains and high winds is paramount. Through meticulous planning and appropriate precautions, you can mitigate potential damage and safeguard your home and loved ones. Step 1 involves securing loose items, as the powerful winds accompanying hurricanes can transform unsecured objects into hazardous projectiles. It is crucial to fasten or store outdoor furniture, toys, gardening tools, and other loose items susceptible to being picked up by the wind. Step 2 emphasizes the importance of trimming trees and shrubs regularly to prevent damage from broken branches during a hurricane. Additionally, consider removing any dead or dying trees that could pose a threat to your property or home. Step 3, focus on maintaining clean gutters and drains. Clearing them of debris and ensuring they are in optimal working condition allows water to flow freely, reducing the risk of flooding. And finally, Step 4 advises inspecting and reinforcing fencing. Sturdy fencing is essential in withstanding strong winds that could potentially knock down flimsy fences, leading to additional debris and damage to your property. A robust fence can also act as a protective barrier against debris entering your landscape. Remember, preparing your landscape for hurricane season is an ongoing commitment. Regular landscape maintenance plays a significant role in minimizing potential damage. Stay vigilant, stay safe, and remain prepared throughout this hurricane season.

## *Prepping for Storm Surge*

Storm surge, associated with tropical cyclones, is an abnormal rise of water. It is not a massive wall of water but a gradual, swift water level increase along coastlines and rivers. Though you cannot prevent a storm surge, you can minimize damage to protect your home and its occupants. Here are steps to prepare for a storm surge: Determine the Base Flood Elevation (BFE) for your home, which indicates the expected floodwater level during a 1%-annual-chance event. Outdoor preparations include elevating your home, reinforcing the garage door, securing windows and doors, safeguarding manufactured homes, securing outdoor items, trimming or removing trees, sealing cracks, and anchoring fuel tanks and utility connections. Indoor preparations involve creating a plan, obtaining flood insurance, listing home contents, storing valuables, elevating appliances above the BFE, using flood-resistant materials, and familiarizing yourself with your property and neighborhood. Evacuation planning is crucial. Know your community's evacuation routes and have a plan for where you will go. Make sure all family members are aware of the plan and practice it regularly.



By taking these proactive steps, you can enhance your resilience against storm surges and protect your home, belongings, and loved ones. Remember, preparation is key to weathering the storm safely and effectively.

## *We are a Storm Ready County*



A *StormReady* county signifies a community that fulfills criteria established by the National Weather Service (NWS) in collaboration with local and state emergency management authorities to ready itself for severe weather conditions. The primary objective of this initiative is to enhance community safety by proactive planning, educational initiatives, and heightened awareness. Communities earn this recognition by meeting specific prerequisites,

including the establishment of a 24-hour warning point and an emergency operations center, maintaining diverse channels to receive severe weather alerts and forecasts, and instituting mechanisms to monitor local weather conditions. The advantages of achieving *StormReady* status transcend immediate safety considerations. It cultivates a resilient and prepared community ethos, encourages ongoing enhancements in emergency management protocols, and may even lead to reduced insurance premiums by showcasing a commitment to mitigating risks. Ultimately, a *StormReady* community underscores its dedication to the safety and welfare of its inhabitants, fostering a secure and well-prepared living environment.

## **See What We Are Up To**

*A glance at the projects that each staff member and prominent volunteer is undertaking.*

- Jennifer Daniels, the Director, has put the Request for Proposal (RFP) out for bids, while also updating our directories. The week of July 22nd- July 26th both Jennifer and Jessica attended FEPA's Mid-Year conference in Cape Coral.
- Amanda Anthony, the Coordinator, has completed the grants and the EOC is currently figuring up rest of year budget.
- Jessica Lockhart, the SPN Coordinator, is working on updating the pet preparedness plan.
- Tim Keith-Lucas, the Operations Chief, is refining our checklists to ensure comprehensive hurricane preparedness, updating our communications plan, and applying for the CERT Grant.
- Scott Bush, the Quartermaster, is currently reorganizing the EOC trailers to accommodate a wider array of events and coordinating the organization of the Hangar.
- Judi Ring, the CERT President, is developing educational materials to raise awareness about the CERT program among the public, updating our event schedule, and applying for the CERT Grant.
- Rob Zingarelli, the Lead Radio Operator, is concentrating on the radio wiring setup within the command trailer.
- Patricia Bludworth, the Inventory Manager, is in the process of consolidating equipment from various areas within the EOC to both the command trailer and its supporting trailer.
- Allen Sanders, the Groundskeeper, has resumed grounds maintenance activities in preparation for the forthcoming summer season and is currently maintaining chainsaws.
- The team eagerly awaits the review and approval of the new building plans by the state Office of Environmental and Historic Preservation.

## **Upcoming Events**






Event	Description	Date	Time	Location
Intro to Ham Radio	Speaking Engagement to give beginner information about Ham Radio	August 20, 2024	4PM- 5PM	Margaret Key Library 80 12th Street Apalachicola, FL
-	-	-	-	-



---

## Weather Outlook

---

	<u>Fri, 2 August</u>	<u>Sat, 3 August</u>	<u>Sun, 4 August</u>	<u>Mon, 5 August</u>	<u>Tues, 6 August</u>
Weather					
	PM Thunderstorms	Scattered Thunderstorms	Thunderstorms	Rain	Rain
Temp. (F)	79 / 91	77 / 89	77 / 86	78 / 86	78 / 89

### EOC Tip of the Week

## *Chainsaw Safety*

- Prepare the Chainsaw- Make sure its in good working order
- Choose the Right Chainsaw-
- Protect Yourself- wear PPE(personal protective equipment)

**Clothing, Footwear, Eye and Face protection, and Hearing Protection**

- Be Aware of your Surroundings
- Practice Safely

**Don't use a chainsaw until you learn how to use it.**



### Let Us Know What You Think

#### Address

28 Airport Road  
Apalachicola, FL 32320

#### Phone

(850) 653-8977

#### Email

[emfranklin@franklinemergencymanagement.com](mailto:emfranklin@franklinemergencymanagement.com)

#### Website

[www.franklinemergencymanagement.com](http://www.franklinemergencymanagement.com)

#### Social Media

Facebook:

<https://www.facebook.com/FranklinEOC>

#### Office Hours

Monday - Friday  
0830 - 1630

